

The California School Age Families Education (Cal-SAFE) Program

11-Year Evaluation: 2000-11

September 30, 2011

Prepared by:

Brenda G. LeTendre, Ed.D.

404 East 33rd Street

Joplin, MO 64804

Phone Numbers: 417-782-6268 (land) 417-437-9434 (cell)

Email: bletendr@pittstate.edu

The California School Age Families Education (Cal-SAFE) Program

11-Year Evaluation: 2000-11

Executive Summary

The Cal-SAFE Program, established by Senate Bill 1064 (Chapter 1078, Statutes of 1998), began serving expectant and parenting students and their children during the 2000–01 school year. The Cal-SAFE Program offers a comprehensive, integrated, community-linked, school-based program that improves the educational experiences for expectant and parenting students. The program is designed to improve the educational experience, increase the availability of support services and provide child care and development services for the children of enrolled students.

Since its implementation in 2000, the Cal-SAFE Program has enrolled over 114,800 expectant and parenting students, along with over 73,000 of their young children. Over the 11 years, 164 agencies in 44 counties have provided a wide range of academic and support services for at least one year.

From 2000 to 2009, agencies that received Cal-SAFE Program funds operated under specific requirements regarding program services and procedures. However, in February 2009, Senate Bill 4 of the Third Extraordinary Session (SBX3 4) placed the California School Age Families Education (Cal-SAFE) Program and many other categorical programs into a block grant (Tier 3), allowing local educational agencies flexibility with regard to use of funds and program requirements through June 30, 2013. Furthermore, funding amounts were frozen at 2008 levels. In July 2009, Senate Bill 2 of the Fourth Extraordinary Session (SBX4 2) restored the program requirements for the Child Development component of the program. Recently, the 2011 Education Trailer Bill extended categorical flexibility to 2015.

After eight years of growth in the number of students served, the change to Tier 3 status brought a dramatic drop in the number of expectant or parenting students served. From the peak of 13,270 enrolled students during the 2007-08 school year, the number of students served has dropped almost 39 percent to only 7,351 students receiving services during the 2010-11 school year.

A report submitted May 2010 to the California Legislature indicated substantive progress on the program goals established by the Legislature. The current report adds data for the 2009-10 school year and shows continued progress. Key outcomes for the period 2000 to June 30, 2011 include the following:

- Over 73 percent of the students left the Cal-SAFE Program having successfully completed their high school education. This graduation rate for teen mothers far exceeds the 38 percent graduation rate for teen mothers cited by Perper, Peterson, and Manlove in their 2010 report titled *Diploma Attainment Among Teen Mothers*.
- Only 8.04 percent of the babies born while their parents were enrolled in the program represented repeat pregnancies. This percentage falls considerably below the 20 percent repeat birth rate in 2004 for the nation.
- Only 7.04 percent of children born while their parents were enrolled in the Cal-SAFE Program weighed less than 2,500 grams at birth (the definition of low birth weight). This percentage is lower than the national low birth weight rate of 13.4 percent for mothers under 15, and 10 percent for mothers aged fifteen to nineteen.
- Just over 60 percent of the children of Cal-SAFE students attended a child care center funded by the Cal-SAFE Program and received services based on assessed developmental needs. Over 95 percent of the children enrolled in the program were up-to-date on their immunizations. This substantially exceeds the immunization rates for children 19 to 35 months nationally (82 percent) and in California (81 percent).

The California School Age Families Education (Cal-SAFE) Program 11-Year Evaluation: 2000-11

Background Information

Program Description

The California School Age Families Education (Cal-SAFE) Program is a comprehensive, integrated, community-linked, school-based program that serves expectant and parenting students and their children. The Cal-SAFE Program is designed to improve the teen parent's educational experience, increase the availability of support services and provide child care and development services for the children of enrolled students. The program provides the first opportunity for local educational agencies (LEAs) throughout California to access sufficient resources to support a seamless, cost-effective service delivery system from point of entry into the program until graduation.

Program History

Senate Bill 1064 (Chapter 1078, Statutes of 1998) established the Cal-SAFE Program [California *Education Code (EC)* sections 54740 through 54749.5]. The program became operational July 1, 2000, and incorporated many elements of the former Pregnant Minors Program (PMP), School Age Parenting and Infant Development (SAPID) Program, and the Pregnant and Lactating Students (PALS) Program, administered by the CDE.

In February 2009, SBX3 4 placed the Cal-SAFE Program and many other categorical programs into a block grant (Tier 3), allowing the LEAs flexibility with regard to the use of funds and program requirements through 2013. In July 2009, SBX4 2 restored the Cal-SAFE Program requirements for the child care and development component of the program. Recently, the 2011 Education Trailer Bill extended categorical flexibility to 2015.

After eight years of growth, the change to Tier 3 status in 2009 brought a dramatic drop in the number of expectant or parenting students served. At its peak, during the 2007-08 school year, 145 Cal-SAFE Program agencies served 13,270 students. However, by the 2009-10 school year the number served dropped over 30% to only 9,096 students receiving services. Over that period, eight agencies closed their Cal-SAFE Programs

The 2010-11 school year continued this decline in both the number of active agencies and the number of students served. During the 2010-11 school year, only 121 Cal-SAFE Program agencies provided services to expectant and/or parenting students. Of these 121 active agencies, 107 voluntarily reported serving 7,351 students during the school year. Using the counts from 2009, the last year of mandatory reporting, the external evaluator for the Cal-SAFE Program estimates that the 2010-11 active agencies served approximately 8,000 students. This number represents a 39% decrease in students served since the 2007-08 when 145 active agencies served over 13,000 students.

As for the 2011-12 school year, already six additional agencies have said they will cease providing Cal-SAFE Program services to expectant and/or parenting students.

Student Eligibility

Cal-SAFE Program agencies provide services to both female and male students, age 18 and younger who have not graduated from high school and are expectant parents, custodial parents, or

non-custodial parents taking an active role in the care and supervision of their child. Enrollment into the program is voluntary by the student. An eligible student with an Individualized Education Program (IEP) is eligible as long as there is an active IEP. If a student is continuously enrolled in the program and has not graduated before reaching age nineteen, the student may be enrolled for one additional semester.

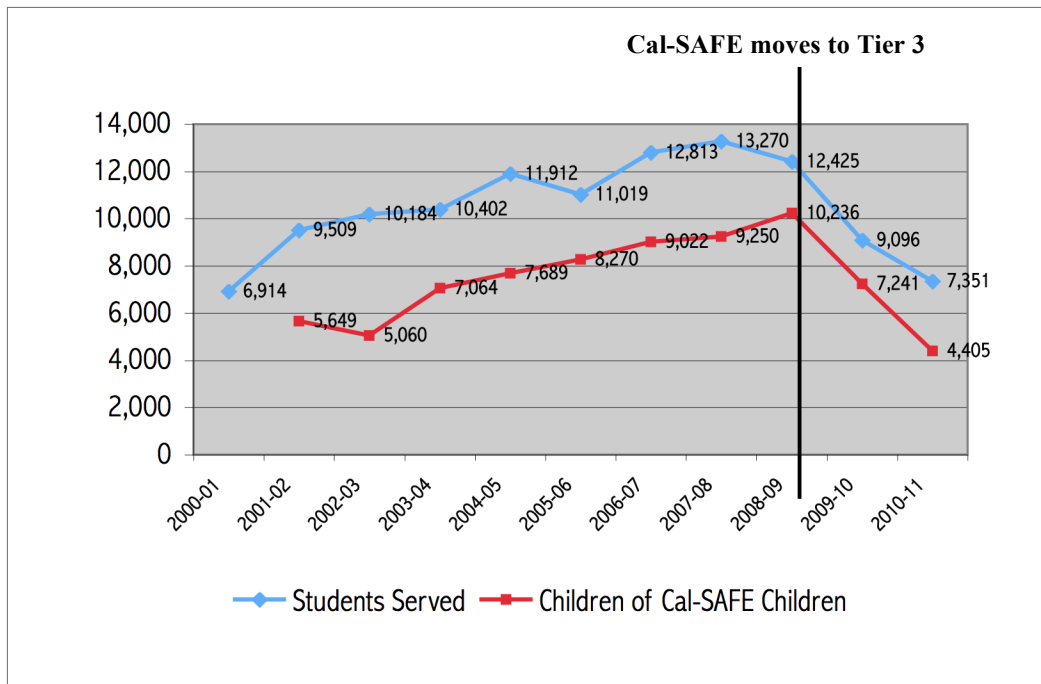
As long as students are enrolled in the Cal-SAFE Program, their children are eligible for child development services until age five or entry into kindergarten, whichever comes first. Enrollment of the children in the Cal-SAFE child care is also voluntary. Child care and development services provided through the program must meet California *Code of Regulations*, Title 5 (5 CCR), and Title 22 (22 CCR) requirements.

Status on the Cal-SAFE Program Legislative Goals

EC Section 54742(b) lists 11 goals that guide the efforts of the Cal-SAFE Program. Data collected since the program’s inception indicates substantive progress on these goals.

- Goal 1: A significant number of eligible female and male students in need of targeted supportive services related to school success will be served.**
Over the past 11 years since its implementation in the 2000–2001 school year, the Cal-SAFE Program has enrolled 114,895 expectant and/or parenting students and almost 74,000 of their young children.¹

Graph 1: Cal-SAFE Program Students and Their Children, 2000-11



¹ The counts for students and children served are duplicated counts calculated by adding up the number of students and children served each school year from July 1, 2000 to June 30, 2011.

Goal 2: Students shall have the opportunity to be continuously enrolled in the Cal-SAFE program through graduation from high school.

Data from 2005 to 2011 showed the vast majority (61% percent) of Cal-SAFE Program students attended classes in a mainstreamed setting (comprehensive, continuation, alternative education high schools) for all or a portion of the year. Just over 21 percent received some or all of their academic instruction in a self-contained classroom. Additionally, at some part of the school year, just almost 19 percent received their academic services through an independent study arrangement and only 4.62 percent received home or hospital academic services for a portion of the school year.

Goal 3: Students who receive program services for one or more years will earn a high school diploma or its equivalent or demonstrate progress towards completion of education goals.

During the five school years for which comparable data are available (2001–02, 2002–03, 2003–04, 2008–09, 2009–10, 2010–11), over 73 percent of the students who exited the Cal-SAFE Program completed their high school education, with 96 percent attaining a high school diploma rather than taking the General Education Degree (GED) exam or the California High School Proficiency Exam (CHSPE).

This successful completion rate for Cal-SAFE students far exceeds both the 38 percent graduation rate for teen mothers cited recently by Perper, Peterson, and Manlove in their 2010 report titled *Diploma Attainment Among Teen Mothers*² and the expected 30 percent rate reported by Berglas, Brindis, and Cohen in their 2003 study titled *Adolescent Pregnancy and Childbearing in California*.³ [See Graph 2 below.]

Over this same six-year period, only 21.3 percent of the students who left the Cal-SAFE Program dropped out of school, aged out (exceeding the age limit), or were expelled from school.

Furthermore, data for the 2008–2009, 2009–10, and 2010–11 school years indicate that 69 percent of the 12th grade Cal-SAFE students demonstrated progress towards graduation by passing the California High School Exit Exam (CAHSEE).

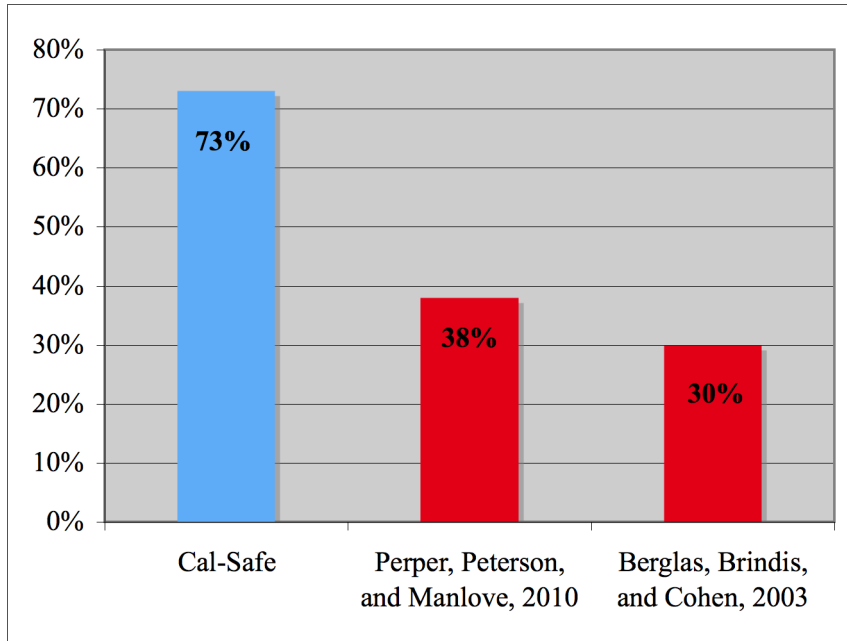
Goal 4: Students served who graduate will transition to postsecondary education, including a technical school, or into the world of work.

Data concerning progress on this goal are available for only seven of the 11 years, (2002–2005, 2009–10, and 2010–11). Over this time period, many exiting students indicated that they would pursue further education or employment after leaving the Cal-SAFE Program, with 37 percent planning to enroll in a local community college.

² Perper, K., Peterson, K., & Manlove, J. (2010). *Diploma attainment among teen mothers*. Retrieved February 15, 2010 from http://www.childtrends.org/Files/Child_Trends-2010_01_22_FS_DiplomaAttainment.pdf

³ Berglas, N., Brindis, C., & Cohen, J. (2003). *Adolescent pregnancy and childbearing in California*. Retrieved March 1, 2005 from <http://www.library.ca.gov/html/statseg2a.cfm>

Graph 2: Cal-SAFE Program Graduation Rate Overtime for Exiting Students



Goal 5: Students served and their children will not become welfare-dependent.

Due to funding limitations for evaluations, no longitudinal data were collected concerning Cal-SAFE Program students' dependence on welfare.

Goal 6: Students served will demonstrate effective parenting skills.

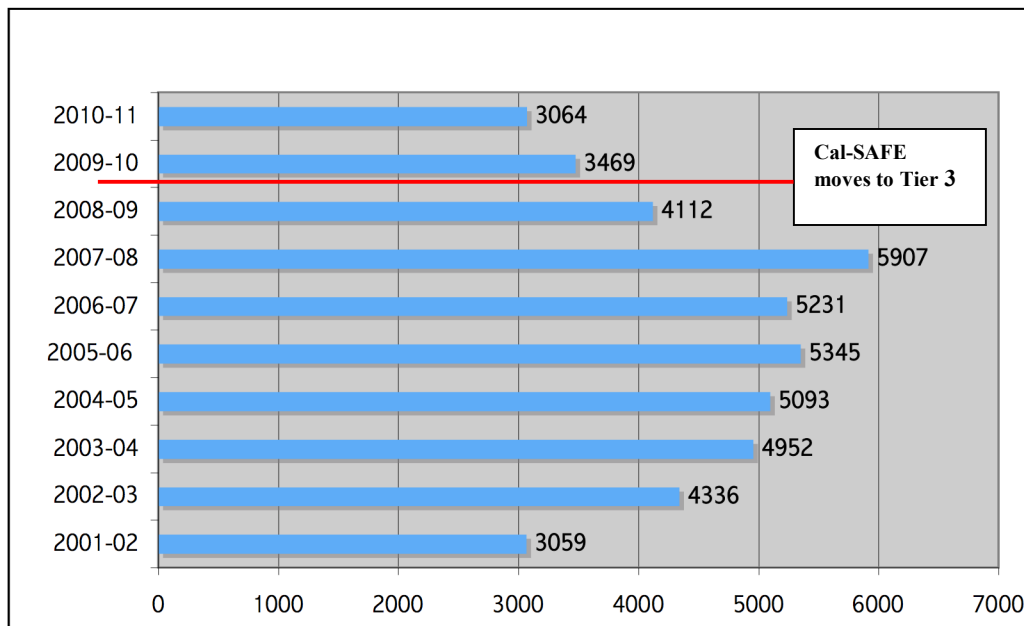
Although no specific data were collected to determine the quality of Cal-SAFE students' parenting skills, several data items can act as indicators.

- Over the 11 years, the vast majority of students enrolled in the Cal-SAFE Program have received parenting and life skills training as part of their instructional schedules.
- Over 95 percent of the children of students enrolled in child care funded by the Cal-SAFE Program from 2001 to 2004 and from 2009 to 2011 were up-to-date on their immunization schedule. These percentages substantially exceed the immunization rates for children nineteen to thirty-five months nationally (82 percent) and in California (81 percent)⁴. There were no data available on immunization rates for the 2004–2005, 2005–2006, and 2006–2007 school years.

⁴ Center for Disease Control. (July 30, 2004) *Morbidity and Mortality Weekly Report*. Retrieved January 30, 2005 from <http://www.immunofacts.com/statistical.asp> See the section on Childhood Immunization Delivery by State and Major Cities: 2003 Levels Among Children 19-35 Months, Table 2: Estimated vaccination coverage levels with 4:3:1*, 4:3:1:3†, 4:3:1:3:3§, and 4:3:1:3:3:1¶ series among children aged 19-35 months, by state and selected urban area – National Immunization Survey, United States, 2003.

- The data available for seven of the 11 years show that 51 percent of the students reported having a high degree of involvement with their child’s other parent. This could indicate that both the mother and father provide parenting to the child.
- Finally, 60.3 percent of the children of Cal-SAFE students attended a Cal-SAFE funded child care center that meets 5 *CCR*, and 22 *CCR* requirements for services and a quality early education program. Placing their children in a quality child care setting demonstrates effective parenting decisions. Graph 3 below shows the number of children served for 10 of the 11 years that the Cal-SAFE Program has been in operation.

Graph 3: Number of Children Served in a Cal-SAFE-Sponsored Child Care Setting, 2001-11



Goal 7: Students served will not have a repeat birth or father a repeat pregnancy before graduating from high school.

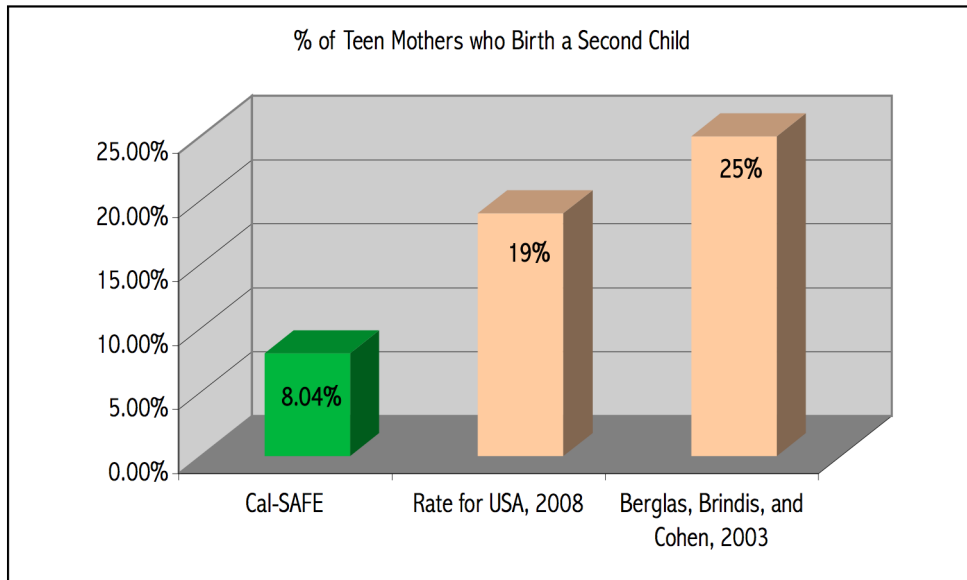
Overwhelmingly, students in the Cal-SAFE Program did not have a repeat birth or father a repeat pregnancy while enrolled in the program. Data from 2004 to 2011 indicated that 8.04 percent of the children born to Cal-SAFE mothers during these years were repeat pregnancies.

This percentage falls considerably below the 19 percent⁵ repeat birth rate in 2008 for the nation and the 25 percent repeat pregnancy rate reported by Berglas, Brindis, and Cohen in their 2003 report titled *Adolescent Pregnancy and Childbearing in California*.⁶ [See Graph 4 below.]

⁵ Hamilton, B. E., Martin, J. A. , & Ventura, S. J. (2010). *Births: Preliminary Data for 2008*. Retrieved April 21, 2011 from http://www.cdc.gov/nchs/data/nvsr/nvsr58/nvsr58_16.pdf

⁶ Berglas, N., Brindis, C., & Cohen, J. (2003). *Adolescent pregnancy and childbearing in California*. Retrieved March 1, 2005 from <http://www.library.ca.gov/html/statseg2a.cfm>

Graph 4: Repeat Birth Rate for Cal-SAFE Program Students



Goal 8: Pregnant students served will not have a low birth weight baby.

The data show that only 7.04 percent of the children born while their parents were enrolled in the Cal-SAFE Program weighed less than 2,500 grams at birth (the definition of low birth weight). [See Graph 5 below.] This is lower than the 2006 national rate of 13.4 percent⁷ for mothers under fifteen, and 10 percent⁷ for mothers aged fifteen to nineteen.

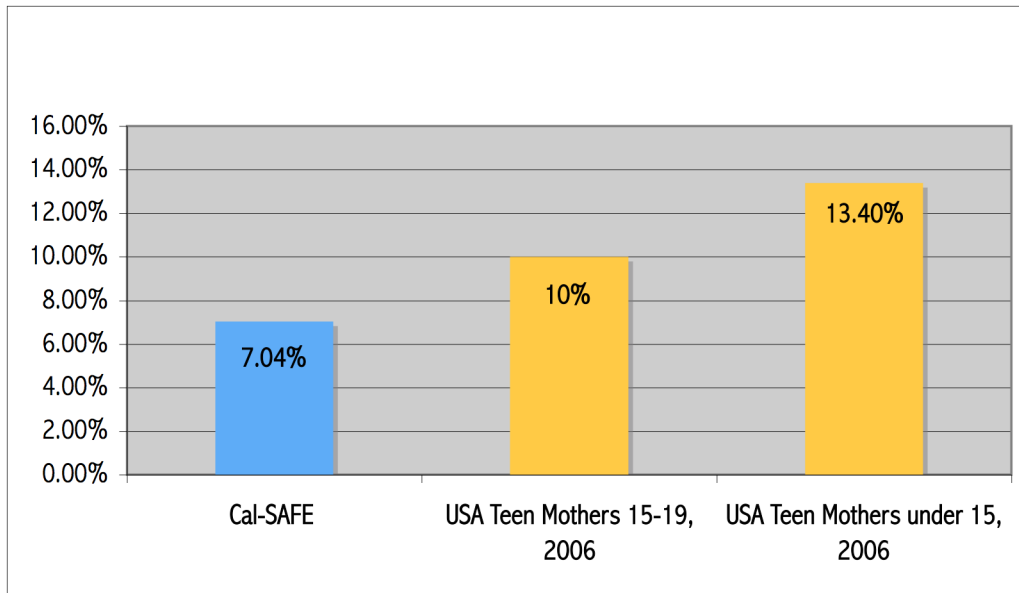
Goal 9: Children of enrolled teen parents will receive child care and development services based upon the assessed developmental and health needs of each child.

Just over 60.3 percent of the 73,881 children of Cal-SAFE students for the 10-year period from 2001–2011 attended a Cal-SAFE Program funded child care center. Within 60 days of initial enrollment, the center’s staff assessed each child’s social, emotional, physical, and learning competencies using the Desired Results Development Profile (DRDP). The staff then used this information, along with subsequent periodic DRDP and other assessments, to design programming and services to meet the developmental needs of the children attending the center. This best-practices, child-centered programming mirrors research-proven practices that prepare children for

⁷ Center for Disease Control. (January 7, 2009). From *National vital statistics reports*, Volume 57, Number 7. Retrieved February 15, 2010 from www.cdc.gov/nchs/data/nvsr/nvsr57/nvsr57_07.pdf. See Table 35: Number and percentage low birth weight and number of live births by low birth weight, by, age, and race and Hispanic origin of mother: United States, each state and territory, 2006 on page 78.

success in school.⁸

Graph 5: Low Birth Weight Babies Born to Cal-SAFE Program Students



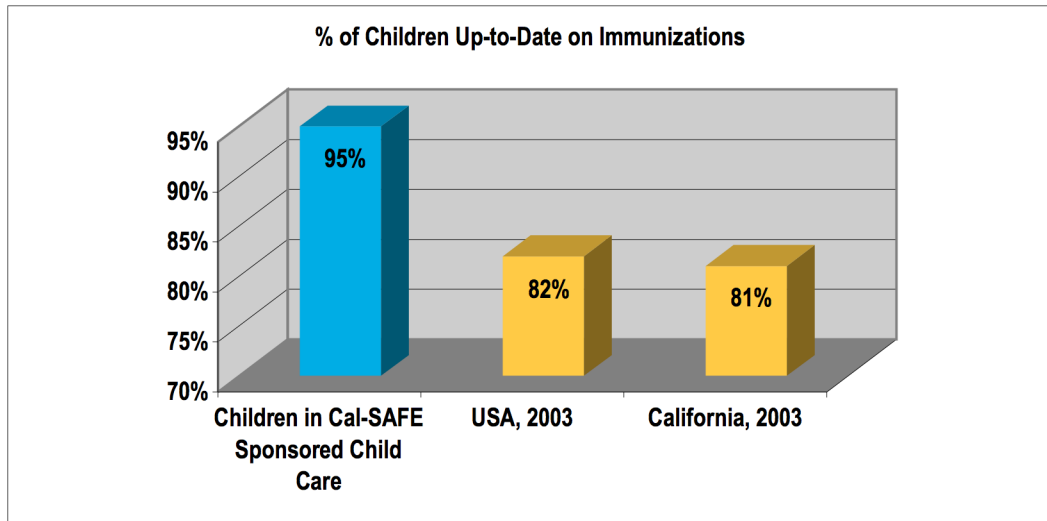
Goal 10: Children of enrolled teen parents will receive health screening and immunizations except when the custodial parent annually provides a written request for an exemption pursuant to Section 49451 and Section 120365 of the *Health and Safety Code*.

Over 95 percent of the children of students enrolled from 2001–2004 and 2008–2011 in child care sponsored by the Cal-SAFE Program were up-to-date on their immunization schedule, while 93.4 percent of all children of Cal-SAFE students were up-to-date. These percentages substantially exceed the immunization rates for children nineteen to thirty-five months nationally (82 percent) and in California (81 percent)⁹. No data on immunization among Cal-SAFE children were obtained for 2005–2007.

⁸ Karoly, L. A., Kilburn, M. R., & Cannon, J. S. (2005). *Early Childhood Interventions: Proven Results, Future Promise*. Santa Monica, CA: RAND Corporation, MG-341. Available at http://www.rand.org/pubs/monographs/.../RAND_MG341.pdf.

⁹ Center for Disease Control. (July 30, 2004) *Morbidity and Mortality Weekly Report*. Retrieved January 30, 2005 from <http://www.immunofacts.com/statistical.asp> See the section on Childhood Immunization Delivery by State and Major Cities: 2003 Levels Among Children 19-35 Months, Table 2: Estimated vaccination coverage levels with 4:3:1*, 4:3:1:3†, 4:3:1:3:3‡, and 4:3:1:3:3:1¶ series among children aged 19-35 months, by state and selected urban area – National Immunization Survey, United States, 2003.

Graph 6: Immunization Status for Children in Cal-SAFE Sponsored Child Care



Goal 11: Children of enrolled teen parents will have enhanced school readiness, demonstrate progress towards meeting their assessed developmental goals, or both.

Although no specific data were collected to determine the level of school readiness of children whose parents were enrolled in the Cal-SAFE Program, we do know that, for the 10-year period from 2001–2011, 60.3 percent of the children attended a Cal-SAFE Program funded child care center that employed child development practices shown by research to have positive effects on a child’s readiness for school.

Academic and Support Services

To help students remain in school, agencies provided a variety of support services to Cal-SAFE program students. Specifically, during 2005–2011, Cal-SAFE agencies provided the following support services to a majority of the students enrolled statewide:

- Academic Support, Mentoring
- Attendance, Case Management, Counseling
- Career Counseling, Job Training
- Health, Nutrition, Prenatal Education
- Meal Supplements
- Parenting and Life Skills Education
- Prevention Services

In addition, just over one-third of the students received transportation services to attend school.

Data Sources

The data shared in this report came from two major sources:

The first major source of data shared in this report came from the GradStar Management Information System (MIS), developed and maintained by the Branagh Information Group, under contract with the CDE until July 2010. Staff at each of the Cal-SAFE Program agencies collected the data and entered the information into the GradStar MIS. When the CDE contract ended June 30, 2010, Cal-SAFE Program agencies voluntarily paid a \$250 annual subscriptions fee to maintain an online version of GradStar. TeenNow California, a not-for-profit group established in 1971 to prevent adolescent childbearing promote and the health and well-being of expectant and parenting teenagers and their young children, acted as the fiscal agent. During the 2010-11 school year, 77 of the 121 still active Cal-SAFE Program agencies paid the GradStar subscription fee. The Cal-SAFE Program Advisory Work Group that spearheaded the continuation of the GradStar data collection system encouraged all active Cal-SAFE Programs to continue entering data whether or not the agencies paid subscription fees. Consequently, during 2010-11 school year, 111 of the 121 active agencies provided student and/or child information. [See Appendix A for a list of agencies that entered data into the Online GradStar Database.]

The second source of data came from the 2005–06, 2006–07, 2007–08, and 2008–09 Consolidated Application forms that LEAs submitted to the CDE. These forms included the data covering the 2004–05, 2005–06, 2006–07, and 2007–08 school years.

The following is a complete listing of the data sources:

1. State-wide GradStar MIS data covering July 2001 to December 31, 2004, including:
 - a. Student Enrollment Form Parts I, II, and III
 - b. Pregnancy Outcome Form
 - c. Student Exit/Temporary Withdrawal Form
 - d. Child Care Enrollment Form
2. Online GradStar State-wide Database information entered by LEAs during the 2008-09, 2009-10, and 2010-11 academic years including:
 - a. Student Enrollment Form
 - b. Pregnancy Outcome Form
 - c. Student Exit/Withdrawal Form
 - d. Child Information Form
 - e. Care Enrollment Form
 - f. Support Services RECEIVED Form
 - g. Exit Outcome Update Form
3. CDE Form E Site Information for 2000–01, 2001–02, 2002–03, 2003–04, and 2004–05.
4. CDE contact information for the program coordinators, site leaders, and childcare coordinators for each of the nine funded school years; 2000–01, 2001–02, 2002–03, 2003–04, 2004–05, 2005–06, 2006–07, 2007–08, and 2008–09.
5. Data from the Implementation Surveys conducted in spring 2001.

6. Data from the 2005–06, 2006–07, 2007–08, and 2008–09 Consolidated Applications that collected data for the 2004–05, 2005–06, 2006–07, and 2007–08 school years.
7. 2004–05 Coordinated Compliance Review GradStar reports submitted voluntarily by 53 agencies representing 52 percent of the students served state-wide.

**Appendix A:
Agencies That Provided Student and Child Information
During the 2009-10 and 2010-11 School Years**

In February 2009, SBX3 4 placed the Cal-SAFE Program and several other categorical programs into a block grant (Tier 3), allowing the LEAs flexibility with regard to the use of funds and program requirements through 2013.

The 2009-10 school year was the first year that the Cal-SAFE Program operated as a Tier 3 categorical program. As a Tier 3 program, the California Department of Education no longer required participating agencies to enter student and child data into the GradStar state-wide database.

Despite this lack of a data reporting requirement, 125 (91%) of the 137 Cal-SAFE agencies that operated during the 2009-10 school year entered data into the Online GradStar Database. Below is a listing of the 125 agencies that provided the 2009-10 data used in this report.

On June 30, 2010, the CDE contract funding for data collection and evaluation services ended. Recognizing the importance of these activities, the Cal-SAFE Program agencies continued to fund GradStar by voluntarily paying a \$250 annual subscriptions fee. TeenNow California, a not-for-profit group established in 1971 to prevent adolescent childbearing and promote the health and well-being of expectant and parenting teenagers and their young children, acted as the fiscal agent.

During the 2010-11 school year, 77 of the 121 still active Cal-SAFE Program agencies paid the GradStar subscription fee. The Cal-SAFE Program Advisory Work Group that spearheaded the continuation of the GradStar data collection system encouraged all active Cal-SAFE Programs to continue entering data whether or not the agencies paid subscription fees. Consequently, during 2010-11 school year, 111 of the 121 active agencies provided student and/or child information for this report.

**List of the 125 (91%) of the 137 active Cal-SAFE Program Agencies
That Voluntarily Provided Student and/or Child Information for the 2009-10 School Year**

ABC
ALEMEDA CITY
ALEMEDA COE
ANAHEIM UNION HSD
APPLE VALLEY
BALDWIN PARK USD
BARSTOW USD
BASSETT
BERKELEY
CAPISTRANO
CARLSBAD
CENTRAL UNION
CHARTER OAK
CHICO
CHINO VALLEY
CLOVIS
COLTON

CORNING UNION
CORONA-NORCO
COVINA-VALLEY
CUTLER-OROSI
DAVIS
DEL NORTE
DELANO
DINUBA
EAST SIDE
EL DORADO COE
ELK GROVE USD
ESCONDIDO UNION
EUREKA CITY
FOLSOM CORDOVA
FONTANA
FORTUNA
FREMONT UNION
FREMONTUSD
FRESNO
FULLERTON
GARDEN GROVE
GILROY
GLENDALE
GROSSMONT
HACIENDA LA PUENTE
HUNTINGTON BEACH
KERN CSS
KINGS CANYON
KLAMATH TRINITY
LINDSAY
LODI
LONG BEACH
LOS ANGELES COE
LOS ANGELES USD
LUCIA MAR
MADERA USD
MANTECA
MERCED UNION
MILPITAS
MODESTO CITY
MONTEREY PENINSULA
MORENO
MOUNTAIN VIEW
MT DIABLO
NAPA VALLEY
NEVADA
NORTH MONTEREY
OCEANSIDE
OROVILLE
PAJARO VALLEY
PARAMOUNT

PARLIER
PASO ROBLES
PETALUMA
PLACENTIA-YORBA
PLACER UNION
PLEASANTON
POMONA
PORTERVILLE
RED BLUFF
REDLANDS
RIVERSIDE COE
RIVERSIDE USD
ROWLAND
SACRAMENTO CITY
SALINAS UNION HSD
SAN BERNARDINO CITY
SAN DIEGO COE
SAN DIEGO USD
SAN FRANCISCO
SAN JOAQUIN COE
SAN JOSE USD
SAN MARCOS
SAN MATEO UNION
SANGER
SANTA ANA
SANTA BARBARA COE
SANTA BARBARA HSD
SANTA CLARA
SANTA CRUZ CITY HSD
SANTA CRUZ COE
SANTA MONICA-MALIBU
SANTA ROSA CITY
SEQUOIA UNION
SHASTA UNION
SIERRA SANDS
SOLEDAD
SONOMA COE
SONOMA VALLEY
SOUTH SAN FRANCISCO
STANISLAUS COE
STOCKTON CITY
TAHOE TRUCKEE
TRACY
TULARE COE
TUOLUMNE
TWIN RIVERS
UPLAND
VENTURA COE
VENTURA USD
VISALIA
VISTA

WALNUT VALLEY
WASHINGTON UNION
WEST COVINA
WHITTIER UNION
WINDSOR
WOODLAND
YUCAIPA-CALIMESA

**List of the 111 (92%) of the 121 active Cal-SAFE Program Agencies
That Voluntarily Provided Student and/or Child Information for the 2010-11 School Year**

ABC USD
ALAMEDA CITY USD
ALAMEDA COE
ANAHEIM UNION HSD
BALDWIN PARK USD
BARSTOW USD
BASSETT USD
BERKELEY USD
CAPISTRANO USD
CARLSBAD USD
CENTRAL UNION HSD
CHICO USD
CHINO VALLEY USD
COLTON JUSD
CORONA-NORCO USD
COVINA-VALLEY USD
CUTLER-OROSI USD
DAVIS JUSD
DEL NORTE USD
DELANO JUHSD
DINUBA USD
EAST SIDE UNION HSD
ESCONDIDO UNION HSD
EUREKA CITY USD
FOLSOM CORDOVA USD
FREMONT UNION HSD
FREMONT USD
FRESNO USD
FULLERTON JUHSD
GARDEN GROVE USD
GLENDALE USD
GROSSMONT UNION HSD
HACIENDA LA PUENTE USD
HUNTINGTON BEACH UNION HSD
KERN CSS
KINGS CANYON JUSD
LINDSAY USD
LODI USD
LONG BEACH USD
LOS ANGELES COE

LOS ANGELES USD
LUCIA MAR USD
MADERA USD
MANTECA USD
MERCED UNION HSD
MILPITAS USD
MODESTO CITY HSD
MONTEBELLO USD
MONTEREY PENINSULA USD
MORENO VALLEY USD
MOUNTAIN VIEW-LOS ALTOS UNION HSD
MT DIABLO USD
NAPA VALLEY USD
NORTH MONTEREY COUNTY USD
OCEANSIDE USD
OROVILLE UHSD
OXNARD UNION
PAJARO VALLEY USD
PARAMOUNT USD
PARLIER USD
PASO ROBLES JUSD
PETALUMA JUHSD
PLACER UNION HSD
PLEASANTON USD
POMONA USD
PORTERVILLE USD
RED BLUFF JUHSD
REDLANDS USD
RIVERSIDE COE
RIVERSIDE USD
ROWLAND USD
SACRAMENTO CITY USD
SALINAS UNION HSD
SAN BERNARDINO CITY USD
SAN DIEGO COE
SAN DIEGO USD
SAN FRANCISCO COE/USD
SAN JOAQUIN COE
SAN JOSE USD
SAN MARCOS USD
SAN MATEO UNION HSD
SANTA ANA USD
SANTA BARBARA COE
SANTA BARBARA HSD
SANTA CLARA USD
SANTA CRUZ CITY HSD
SANTA CRUZ COE
SANTA MONICA-MALIBU USD
SANTA ROSA CITY SCHOOLS
SEQUOIA UNION HSD
SHASTA UNION HSD

SIERRA SANDS USD
SOLEDAD USD
SONOMA COE
SONOMA VALLEY USD
SOUTH SAN FRANCISCO USD
STANISLAUS COE
STOCKTON CITY USD
TAHOE TRUCKEE USD
TRACY JUSD
TULARE COE
TUOLUMNE COE
TWIN RIVERS USD
UPLAND USD
VENTURA COE
VENTURA USD
VISALIA USD
VISTA USD
WEST COVINA USD
WHITTIER UNION HSD
WINDSOR USD